

USER MANUAL

MOBILE PHONE

MODEL: A32F

HEREBY, ITEL MOBILE LIMITED
DECLARES THAT THIS MOBILE PHONE IS IN
COMPLIANCE WITH THE ESSENTIAL
REQUIREMENTS AND OTHER RELEVANT
PROVISIONS OF DIRECTIVE 2014/53/EU.

1 TAKING CARE OF YOUR DEVICE	2
2 KNOW YOUR PHONE	6
3 SIM/SD CARD INSTALLATION	7
4 MAKE CALLS	8
5 MESSAGES	9
6 CAMERA	10
7 WI-FI	11
8 MUSIC	12
9 FINGERPRINT	13
10 WARRANTY CONDITIONS	14
11 SAR	17
12 E-WASTE、 RECYCLE YOUR PHONE	19
13 DISCLAIMERS	22
14 COPYRIGHTS	23
15 CAUTION	24
16 DECLARATION OF CONFORMITY	26

1 TAKING CARE OF YOUR DEVICE

Your device is a product of superior design and artisanship and should be handled with care: The following suggestions will help you protect your phone :

- Fully understand user manual before use
- Keep the device dry. Precipitation, humidity, and all types of liquid or moisture can contain minerals that will rust electronic circuits. If your device gets wet and your device battery is removable, please remove the battery and refrain from turning on the device, wipe it with dry cloth and take it to the service center. If your device gets wet and your device battery is un-removable, please don't reboot your device and take it to the service center.
- Do not store the device in higher than 60°C or lower than -20°C temperature. Otherwise it can shorten the life of electronic devices and damage batteries.

- Do not use or store the device in dusty or dirty areas. Its moving parts and electronic components may be damaged.
- Do not attempt to open the device other than as instructed in this guide. Repairing of phone by yourself and others than our authorized service agent/center is against the warranty rules.
- Do not drop, knock, or shake the device. Rough handling can break internal circuit boards and fine mechanics.
- Do not use harsh chemicals, cleaning solvents, or strong detergents to clean the device. Use a soft, clean and dry cloth to clean the surface of the device.
- If your device support hot plug SD card or SIM card, you can plug the SD card during the device running, otherwise you need to plug the SD card or SIM card after power off the device or remove the battery.

Battery& Chargers Safety:

- Only use original battery, charger and accessories applicable to the specific mobile model. Using other types of battery, charger

and accessories may violate the certification or warranty terms of the equipment and may result in danger.

- Do not place the battery or devices in fire or heating devices, such as microwave ovens, stoves, or radiators and improper disposal of batteries may lead to explosion. stoves, or radiators and improper disposal of batteries may lead to explosion.
- Stop charging when battery is higher than 55 °C, and restore charging when below 50 °C.
- Return waste and used batteries to the supplier or specified recovery site.

*Notes:

- If the time span of the battery after charging becomes much shorter than usual, the battery life is at an end. Replace the battery with a new battery of the same make and specification.

- If your device battery is removable, you can keep pressing the power button for 10 seconds to restart the phone. If your device battery is un-removable, you can reset the battery to restart the phone.

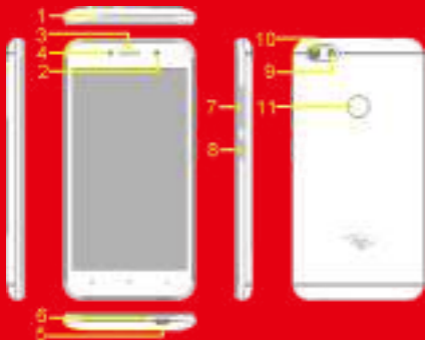
If you want to know more:

www.itel-mobile.com

www.facebook.com/itelmobile

[Twitter.com/itel_mobile](https://twitter.com/itel_mobile)

2 KNOW YOUR PHONE



1. Earphone plug

3. Receiver

5. USB port

7. Volume button

9. Flash

11. Fingerprint

2. Front camera

4. Front flash

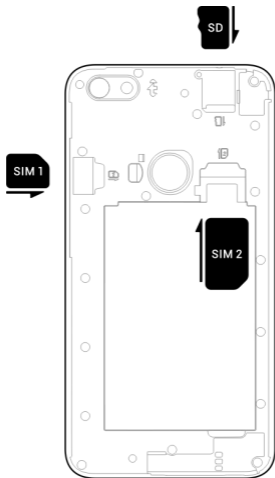
6. Microphone

8. Power button

10. Rear camera

3 SIM/SD CARD INSTALLATION

1. Power off mobile.
2. Refer to the following picture for SIM / SD card installation.



4 MAKE CALLS

On dial interface and enter a complete phone number to make a call.



Call Recorder Storage Path :

No SD Card: internal shared storage / recorder /
Call Recorder

SD Card inserted and SD Card is default write disk:
SD card / recorder / Call Recorder

5 MESSAGES

You can use Messages to exchange text and multimedia messages with your friends.



6 CAMERA

You can select the camera APP to take photos. You can switch the rear camera and front camera to take photo on camera APP, you can select Beauty or PANO or Lowlight mode to take photo in different environment. You can generate photos into different effect by using a Filter or Vignette or Watermark.



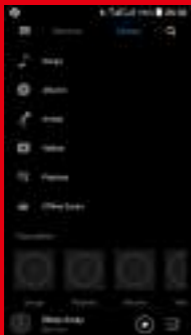
7 WI-FI

To browse the web, you need switch on Data connection.If there is Wi-Fi around, you can switch on Wi-Fi to use it browse the web. Some may need password.



8 MUSIC

When you copy music to your SD card, the Music player searches the card for music files and builds a catalog of your music, based on information about each file that is stored in the file itself.



9 FINGERPRINT

- Use a fingerprint to unlock the screen or to encrypt your important data and privacy information.
- Add fingerprint or delete Fingerprints

You can enter Settings application, click Security and select fingerprint to add fingerprints.

You can also click on the Fingerprint application icon directly to add fingerprints.

Note:

- 1.You need to choose your backup screen lock method before adding Fingerprint.
- 2.You can click the fingerprint in Fingerprint list and then choose to delete it.

- You can use fingerprint to answer a call or to take a photo or to start call recorder.

10 WARRANTY CONDITIONS

The warranty period starts at the time of product's original purchase by the first end-user. The product may consist of several different parts and different parts may be covered by a different warranty.

What is not covered?

1. This Limited Warranty does not cover user manuals or any third party software, settings, content, data or links included or downloaded in the product, whether included during installment, assembly, shipping or any other time in the delivery chain or otherwise and in any way acquired by you. Itel does not warrant that any Itel software will meet your requirements, will work in combination with any hardware or software provided by a third party, that the operation of any software will be uninterrupted or error free or that any defects in the software are correctable or will be corrected.
2. This Limited Warranty does not cover

- (a) Normal wear and tear (including, without limitation, wear and tear of camera lenses, batteries, or displays)
 - (b) Defects caused by rough handling (including, without limitation, defects caused by sharp objects, by bending, compressing or dropping, etc.)
 - (c) Defects or damage caused by misuse of the Product, including use that is contrary to the instructions provided by itel (e.g. as set out in the Product's user guide).
 - (d) Transport costs.
 - (e) Other acts beyond the reasonable control of itel.
3. The Limited Warranty does not cover defects or alleged defects caused by the fact that the product was used with, or connected to, any product, accessory, software and/or service not manufactured, or supplied, by itel or was used otherwise than for its intended use. Defects can be caused by viruses from your or a third party's unauthorized access to services, other accounts, computer systems or networks. This unauthorized access can take place through hacking, password mining or through a variety of other means.

4. This Limited Warranty does not cover defects caused by the fact that the battery has been short-circuited or by the fact that the seals of the battery enclosure or the cells are broken or show evidence of tampering or by the fact that the battery has been used in equipment other than those for which it has been specified.
5. This Limited Warranty is not enforceable if the Product is opened, modified or repaired by anyone other than an authorized service centre, if it is repaired using unauthorized spare parts or if the Product's serial number, the mobile accessory date code or the IMEI number has been removed, erased, defaced, altered or are illegible in any way and this shall be determined in the sole discretion of itel.
6. This Limited Warranty is not enforceable if the Product has been exposed to moisture, to dampness or to extreme thermal or environmental conditions or to rapid changes in such conditions, to corrosion, to oxidation, to spillage of food or liquid or to influence from chemical products.

11 SAR

Specific Absorption Rate (SAR) Certification
THIS DEVICE MEETS INTERNATIONAL GUIDELINES
FOR EXPOSURE TO RADIO WAVES

Your mobile device is a radio transmitter and receiver. It is designed not to exceed the limits for exposure to radio waves (radio frequency electromagnetic fields) recommended by international guidelines. The guidelines were developed by an independent scientific organization (ICNIRP) and include a substantial safety margin designed to assure the safety of all persons, regardless of age and health.

The radio wave exposure guidelines use a unit of measurement known as the Specific Absorption Rate, or SAR. The SAR limit for mobile devices is 2.0 W/kg. Tests for SAR are conducted using standard operating positions with the device transmitting at its highest certified power level in all tested frequency bands. The highest SAR values under the ICNIRP guidelines for this device model are:
Maximum SAR for this model and conditions under which it was recorded

Head	1.171 W/Kg
Body	1.200 W/Kg

During use, the actual SAR values for this device are usually well below the values stated above. This is because, for purposes of system efficiency and to minimize interference on the network, the operating power of your mobile device is automatically decreased when full power is not needed for the call. The lower the power output of the device, the lower its SAR value.

A body-worn SAR test has been performed on this device at a separation distance of 5 mm. To meet RF exposure guidelines during body-worn operation, the device must be positioned at least 5 mm away from the body.

Organizations such as the World Health Organization and the US Food and Drug Administration have suggested that if people are concerned and want to reduce their exposure, they could use a hands-free accessory to keep the wireless device away from the head and body during use, or reduce the amount of time spent using the device.

12 E-WASTE、 RECYCLE YOUR PHONE



The WEEE logo (shown at the left) appears on the product (battery, handset, and charger) to indicate that this product must not be disposed off or dumped with your other household wastes. You are

liable to dispose of all your electronic or electrical waste equipment by relocating over to the specified collection point for recycling of such hazardous waste.

Collection and proper recovery of your electronic waste equipment's at the time of disposal will allow us to help preserve the environment.

Recycling of the electronic waste equipment will ensure safety of human health and environment.

INFORMATION UNDER E-WASTE (MANAGEMENT AND HANDLING) RULES, 2011

For disposal of e-waste, please call our helpline no. or visit our website.

E-waste Helpline no.:18004190525

Website: www.itel-mobile.com

1. Instructions for disposal of products

- a) At the end of their life, should drop used electronic products, batteries, and packaging materials in the nearest disposed products cans or collection center.
- b) Should divide the packaging materials according to corresponding waste disposal options and sort for recycling.
- c) Battery should be removed from the product for recycling.

2. Prohibition for disposal of equipment

- a) Never dump E-wastes in garbage bins or municipal solid waste stream.
- b) Do not dispose of your product as per unsorted municipal waste.
- c) Do not throw used batteries into household waste.
- d) Do not dispose the damaged or leaking Lithium Ion (Li-Ion) battery with normal household waste.

3. Information on the consequences of improper handling, accidental breakage damage and improper recycling of the end of life product.

- a) If batteries are not properly disposed of, it can cause harm to human health or the environment.
- b) Placing of batteries or devices on or in heating devices, such as microwave ovens, stoves, or radiators and improper disposal of batteries may lead to explosion.
- c) If the battery terminals are in contact with metal objects, it may cause a fire.

13 DISCLAIMERS

Other product logos and company names mentioned herein may be trademarks or trade names of their respective owners.

The content of this manual may vary from the actual content displayed in the mobile phone. In such a case, the later shall update.

We keep the right to make modifications to any of the content in this user guide without public announcement or prior notification.

For devices with external power supplies, plug socket should be placed in short distance and easily accessible.

We suggest that the customer select the tempered glass which thickness less or equal than 0.3mm , otherwise it will caused to touch screen sensitivity decreased ,even to malfunction. Please tear off the tempered glass if you meet this problem

14 COPYRIGHTS

All rights reserved. Reproduction, transfer, distribution or storage of part or all of the contents in this document in any form without the prior written permission of is strictly prohibited.



To prevent possible hearing damage, do not listen at high volume levels of long periods.

To use the device only with the earphones included, never change the earphones included for another one.

Ensure your player at low volume levels or power off before you leaving.

15 CAUTION

1. Use careful with the earphone maybe excessive sound pressure from earphones and headphones can cause hearing loss.
2. Risk of explosion if battery is replaced by an incorrect type, dispose of used batteries according to the instructions.
3. The product shall only be connected to a USB interface of version USB2.0
4. Adapter shall be installed near the equipment and shall be easily accessible.
5. EUT Temperature: $-20^{\circ}\text{C} \sim +60^{\circ}\text{C}$.
6. Adapter: IMU05
Input: 100-240V~50/60Hz 200mA
Output: 5.0V 1.0A
7. The device complies with RF specifications when the device used at 5mm from your body.
8. To prevent possible hearing damage, do not listen at high volume levels for long periods.
9. Earphone and USB cable are shielded.

Operating Frequency Band (RF):

E-GSM900: 880-915MHz (TX), 925-960MHz (RX)

DCS1800: 1710-1785MHz (TX), 1805-1880MHz (RX)

WCDMA BAND I: 1920-1980MHz (TX),

2110-2170MHz (RX)

Bluetooth: 2400-2483.5MHz (TX/RX)

WIFI: 2412-2472M (TX/RX)

FM: 87.5MHz to 108MHz

Modulation mode:

GMSK (GSM/DCS)

BPSK, QPSK (WCDMA)

GFSK, $\pi/4$ -DQPSK, 8DPSK (BT)

GFSK (BLE)

CCK for IEEE 802.11b (WiFi)

OFDM for IEEE 802.11g/n (HT-20)

FM

Max. Of Transmit power:

GSM900:33.52dBm

DCS1800: 30.34dBm

WCDMA Band I: 22.12dBm

Bluetooth:4.31dBm (BDR)

3.96 dBm (EDR)

-1.78 dBm (BLE)

Wifi(2.4G): 802.11b: 14.30dBm

802.11g: 12.83dBm

802.1120: 12.85 dBm

16 DECLARATION OF CONFORMITY

We: ITEL MOBILE LIMITED.

OF RMS 05-15, 13A/F SOUTH TOWER WORLD
FINANCE CTR HARBOUR CITY 17 CANTON RD TST
KLN HONG KONG.

Declare under our sole responsibility that the
product

Product Description: Mobile phone

Brand Name: itel

Model No.: A32F

Product Identification Element: A32F

to which this declaration relates, is conformity with
the following standards and/or other normative
documents.

3.1a Health: EN 50360:2017

EN 50566:2017

EN 62479:2010

EN62209-1:2016

EN62209-2:2010

3.1a Safety:

EN60950-1:2006+A11:2009+A1:2010+A12:2011+A2:2013

3.1b EMC:

Draft ETSI EN 301 489-1 V2.2.0 (2017-03)

Draft ETSI EN 301 489-17 V3.2.0 (2017-03)

Draft ETSI EN 301 489-52 V1.1.0 (2016-11)

EN 55032:2015

EN 55035: 2017

EN61000-3-2:2014

EN61000-3-3:2013

3.2 Radio: ETSI EN 301 511 V12.5.1 (2017-03)

ETSI EN 301 908-1 V11.1.1 (2016-07)

ETSI EN 301 908-2 V11.1.1 (2016-07)

ETSI EN 300 328 V2.1.1 (2016-11)

Final Draft ETSI EN 303 345 V1.1.7(2017-03)

We hereby declare that [all essential radio test suites have been carried out and that] the above named product is conformity to all the essential requirements of directive 2014/53/EU.

The conformity assessment procedure referred to in Article 17 and detailed in Annex III of Directive 2014/53/EU has been followed with the involvement of the following Notified Body: SIEMIC, INC., 775 Montague Expressways, Milpitas, CA 95035, USA

And issued the EU-type examination certificate: The accessories of this equipment which will be sold and used with the equipment together are listed at:

Adapter: IMU05

Input: AC100-240V 50/60Hz 200mA

Output: DC 5.0V 1.0A

Li-ion Battery: BL-20H1

Voltage: 3.8V Capacity:2000mAh/2050mAh

Limited Charge Voltage: 4.35V

The software version of this equipment: V008

Place and date of issue (of this DoC):

Shenzhen/2018-1-25

Lebin,Xie/Manager



(Name / Title)

(Name and signature of person responsible)



www.itel-mobile.com | www.facebook.com/itelmobile